


# Mobile Program Truck Visit Summary

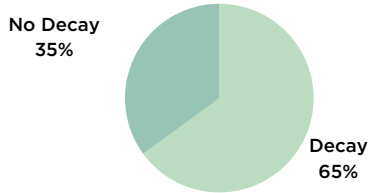
 Location: Pierre

 Kids Served: 62

 Date: January 24-February 4, 2022

 Value of Dental Care: \$65,577

## Percentage Of Kids With Tooth Decay



161 teeth with decay.

## The Kids' Oral Health\*

- 2 missed school because of dental pain in the last year.
- 7 indicated tooth ache.
- 0 visited an ER/Hospital because of dental pain in the last year.
- 6 had never seen a dentist before.
- 40% drink sweetened beverages daily.
- 0% use tobacco.
- 89% brush daily.

## Care Provided

Each child was provided a toothbrush, toothpaste, floss and a lesson on how to use them and better care for their teeth at home.

Diagnostic Procedures:

170 | \$8,529

Exams, X-Rays

Preventive Procedures:

612 | \$31,346

Cleaning, Sealants, Fluoride Varnish

Restorative Procedures:

158 | \$25,702

Cavity Fillings, Crowns, Extractions

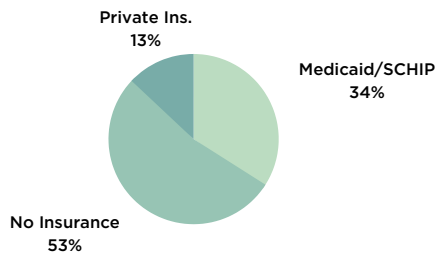
## Sealants Placed



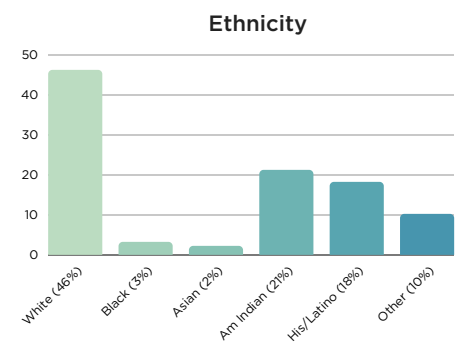
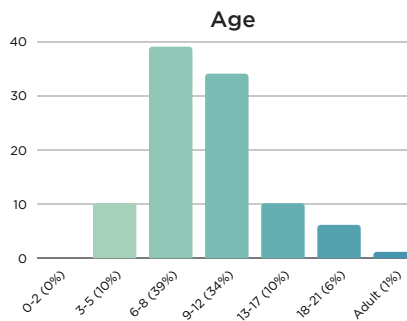
431

Dental sealants are thin coatings applied to molar (back) teeth to prevent cavities. Generally for kids age 6-13, sealants reduce the risk of tooth decay by up to 80% for several years.

## Benefits/Coverage



## Patient Demographics\*



## Household Income/Size\*

22% with income less than \$10,000 with an average of 4.5 children  
 1% with income between \$10,000-\$20,000 with an average of 2.0 children  
 22% with income between \$20,000-\$30,000 with an average of 2.4 children  
 55% with income more than \$30,000 with an average of 3.1 children

## Gender



55% male



45% female

All data with \* was reported by parent/guardian on the Patient Information form.